



SPASA  
Awards of  
Excellence  
**2014**  
GOLD AWARD



**frameless**  
impressions

**E - book**



# Contents



**Shower Screens**  
**Page 3**



**Privacy Screens**  
**Page 17**



**Glass Doors**  
**Page 20**



**Pool Fencing**  
**Page 6**



**Splashbacks**  
**Page 18**



**Enduro Shield**  
**Page 23**



**Balustrades**  
**Page 12**



**Pool Walls**  
**Page 19**



**Mirrors**  
**Page 24**



# Shower Screens

1. Fixed Panel: Average 1200mm- \$900
2. Inline Hinged: Average 900mm \$1200 - \$1600

## Site Preparation

- To ensure that no ponding or leaking occurs in the base we recommend that the fall to the waste be a minimum of 15mm over a standard 1000mm base.
- 100mm wide solid framing is required for fixing wall mounted doors. Head bracing in the form of a 6mm clear toughened glass panel over the door is required for many situations.
- Shower rose position: All efforts should be made during design to ensure that the shower rose is not positioned directly opposite the screen door.





# Shower Screens

- 3. Fix and Swing: Average 900mm- \$1100
- 4. Inline slider: Average 1200mm-\$1800
- 5. Corner Hinged: Av. 900mm x 900mm \$1600 - \$2000

## Site Preparation

- To ensure that no ponding or leaking occurs in the base we recommend that the fall to the waste be a minimum of 15mm over a standard 1000mm base.
- 100mm wide solid framing is required for fixing wall mounted doors. Head bracing in the form of a 6mm clear toughened glass panel over the door is required for many situations.
- Shower rose position: All efforts should be made during design to ensure that the shower rose is not positioned directly opposite the screen door.





6.



7.



8.

# Shower Screens

6. Corner Slider: Average 1200mm x 900mm- \$2200.00

7. Euroglide Inline: Average 1300mm- \$2500

8. Euroglide: Average 1300mm x 900mm- \$2800

## Site Preparation

- To ensure that no ponding or leaking occurs in the base we recommend that the fall to the waste be a minimum of 15mm over a standard 1000mm base.
- 100mm wide solid framing is required for fixing wall mounted doors. Head bracing in the form of a 6mm clear toughened glass panel over the door is required for many situations.
- Shower rose position: All efforts should be made during design to ensure that the shower rose is not positioned directly opposite the screen door.





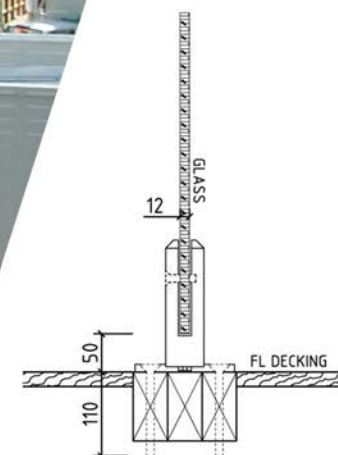
# Mini Peg Deck Mount Pool Fence

Average price for 10m pool fence not inc gate: \$4000 - \$6000

All glass is placed on stainless steel pegs at a minimum height of 1200mm from all finished surfaces.

## Advantages:

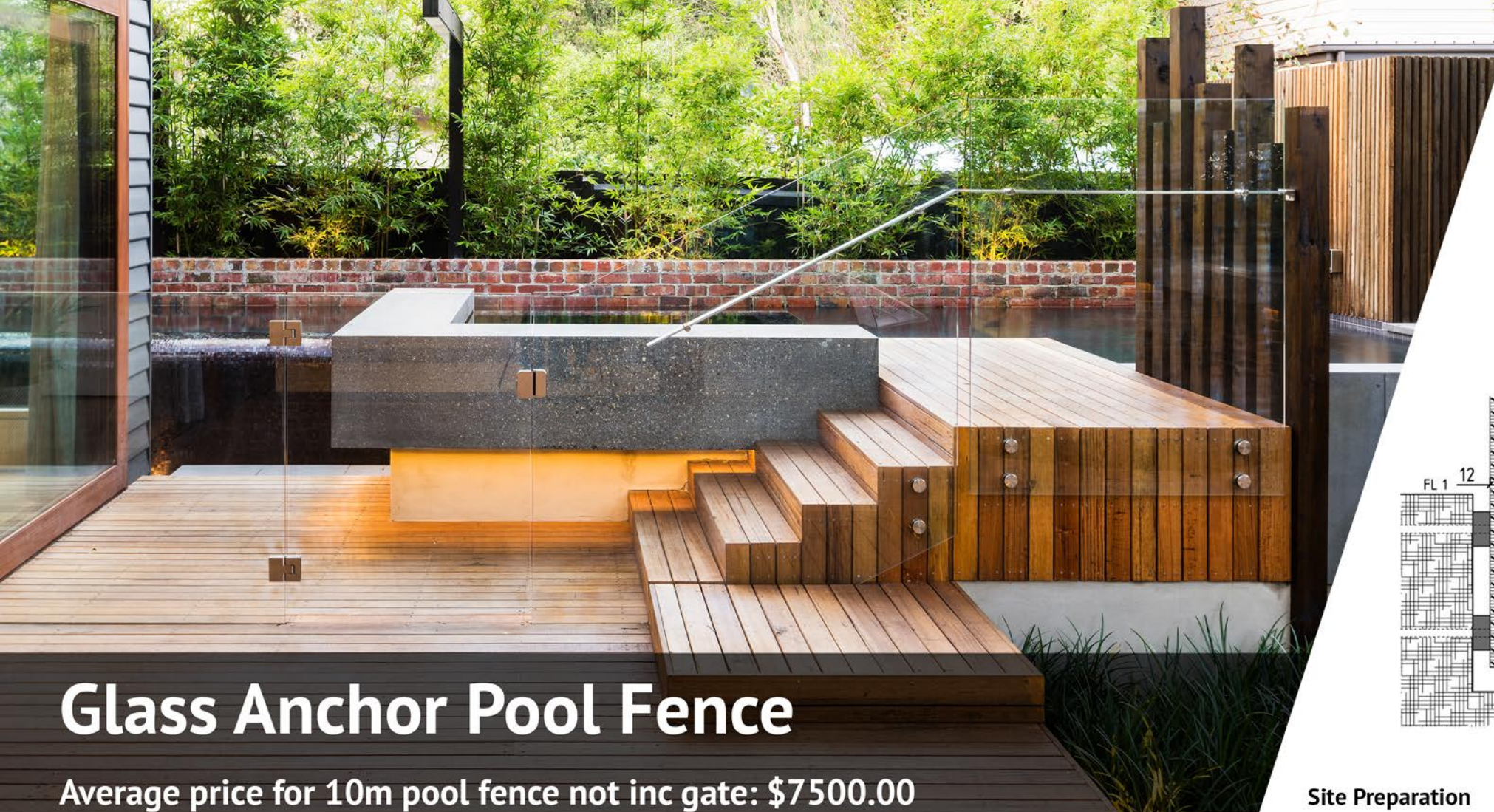
- The fence has no effect of drainage of water.
- Leaves and debris simple blow under the fence instead of sitting against the glass.
- The fence is the last item to be installed reducing the risk of other trades damaging your product during the construction period.



## Site Preparation

- 90(h) x 120(W) solid continual beam is to be prepared by the main contractor
  - Kiln dried hardwood beam is recommended to minimise movement in structure.
  - Posts are surface mounted with 4 x stainless steel bugle screws or threaded rod chemset into foundation
- \* Conditions apply, see page 26.





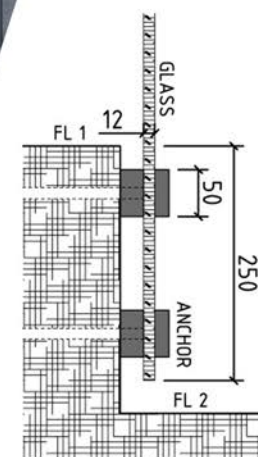
# Glass Anchor Pool Fence

Average price for 10m pool fence not inc gate: \$7500.00

Glass is cantilevered on 50 diameter stainless steel anchors. 10,15, 20, 30, 40 or 50mm anchor body lengths are available.

## Advantages:

- Attached to the side of walls, decking's, planter box's
- Eliminates the 10mm step rule so glass can remain at 1200mm
- Contemporary stainless steel method



## Site Preparation

- Min 250mm overhang of glass is required
  - Anchors are either chemset into concrete, bolted to timber or tapped into steel beams
  - When timber is used a kiln dried hardwood beam is recommended to minimise movement in structure.
- \* Conditions apply, see page 26.





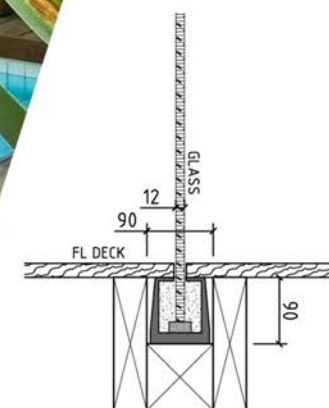
# Deck Mounted Channel Pool Fence

Average price for 10m pool fence not inc gate: \$6500.00

Glass is cantilevered from a aluminium base channel set in the decking.

Advantages:

- Elegant & stylish design offering clean lines with unobstructed views of your swimming pool
- Easily prepared method
- No visible fixings just glass erecting out the decking



## Site Preparation

- 90 x 90 solid continual recess is to be prepared by the main contractor
  - Kiln dried hardwood 90 x 90 beam is recommended to minimise movement in structure.
  - Glass is then installed in the channel and filled with construction grade non shrink grout
- \* Conditions apply, see page 26.



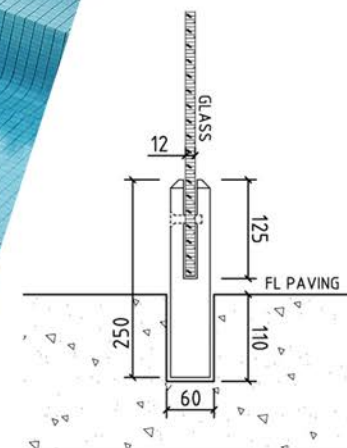
# Stainless Steel Mini Peg Pool Fence

Average price for 10m pool fence not inc gate: \$4000 - \$6000

Glass is cantilevered on mini stainless steel pegs. All panels are to be a minimum height of 1200mm from all finished surfaces (tiles, pavers, garden beds, decking, planter boxes .etc) This includes a 20-50mm gap under the glass and between panels.

## Advantages:

- The fence has no effect on the drainage of water
- Leaves and debris simply blow under the fence instead of sitting against the glass
- The fence is the last item to be installed reducing the risk of other trades damaging your product during the construction period
- Currently the most popular method of frameless fencing

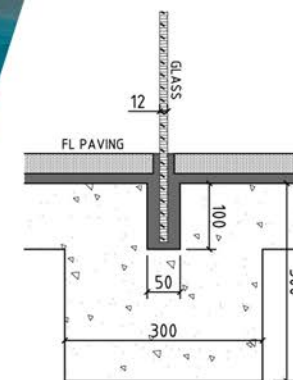


## Site Preparation \*

- A minimum concrete depth of 200mm is required.
- 60 diameter holes are core drilled to a depth of 110mm down from FFL.
- Core drilling must be set in a min of 120mm.

\* Conditions apply, see page 26.





# Pre Formed Concrete Pool Fence

Average price for 10m pool fence not inc gate: \$4500

Glass is cantilevered from a pre formed concrete footing prepared by the main contractor.

## Advantages:

- Elegant and stylish design offering clean lines with unobstructed views of your swimming pool
- The most economical method of frameless pool fencing
- Minimum preparation required

## Site Preparation

- A pre-formed concrete channel 50mm x 100mm is to be prepared by the main contractor. Ref to diagram for a guide.
- Glass is then installed in the concrete channel and filled with construction grade non shrink grout.
- Drainage must be considered when selecting this method of fencing.
- Water can retain against glass.



# Pool Fencing Gates

Price range \$1000-1500 per gate

To discuss other gate options, please call us at 1300 769 993, alternatively to read more on the Polaris Hinge, visit the website <http://www.polarishinge.com/>

We have a range of gate options, but our first recommendation to all of our customers is a gate with the Polaris Soft Close Hinge.

## Benefits:

- Safe for little fingers
- Eliminates gates slamming
- Guarantees automatic close
- Peace of mind - the best protection for kids.



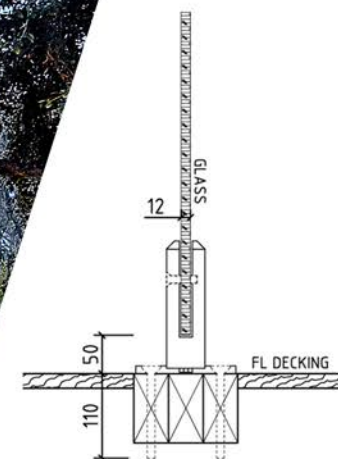
# Mini Core Peg Style Balustrade

Average price for 10m balustrade, not including handrail: \$6000

Glass is cantilevered on mini stainless steel pegs 1000mm from all finished surfaces (tiles, pavers, decking, planter boxes .etc)

## Advantages:

- The Balustrade has no effect on the drainage of water
- Leaves, debris and water simply filter under the glass
- The Balustrade is the last item to be installed reducing the risk of other trades damaging your product during the construction period



## Site Preparation

- 90 x 90 solid continual recess is to be prepared by the main contractor
- Kiln dried hardwood 90 x 90 beam or steel is recommended to minimize movement in structure.
- Glass is then installed in the channel and filled with construction grade non shrink grout

\* Conditions apply, see page 26.



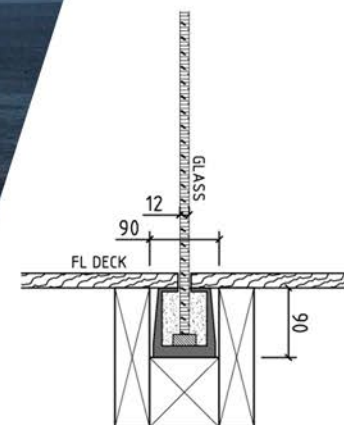
# Hidden Base Channel Balustrade

Average price for 10m balustrade, not including handrail: \$7000

Glass is cantilevered from an aluminium base channel set in the decking. All panels are to be a minimum height of 100mm from all finished surfaces (tiles, pavers, decking, and planter boxes .etc). Glass widths vary from 1200mm-2200mm with 20-50mm gaps between panels.

## Advantages

- Elegant & stylish design offering clean lines with unobstructed views
- Easily prepared method
- No visible fixings just glass erecting out the sub straight (handrail is required)



## Site Preparation

- 90 x 90 solid continual recess is to be prepared by the main contractor
- Kiln dried hardwood 90 x 90 beam or steel is recommended to minimize movement in structure.
- Glass is then installed in the channel and filled with construction grade non shrink grout

\* Conditions apply, see page 26.





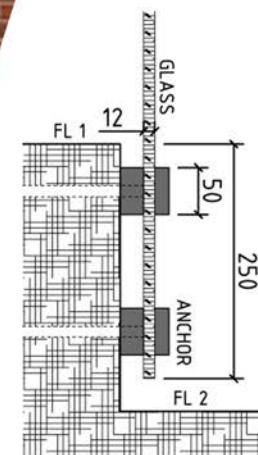
# Glass Anchor Balustrade

Average price for 10m balustrade, not including handrail: \$7500

Glass is cantilevered on 50 diameter stainless steel anchors. 10, 15, 20, 30, 40 or 50mm anchor body lengths are available. All panels are to be a minimum height of 1000mm from all finished surfaces (tiles, pavers, decking, planter boxes .etc)

## Advantages:

- Attached to the face of balconies and stairs
- The most versatile balustrade system
- Contemporary stainless steel method



## Site Preparation

- Min 250mm overhang of glass is required
  - Anchors are either chemset into concrete, bolted to timber or tapped into steel beams
  - When timber is used a kiln dried hardwood beam is recommended to minimise movement in structure.
- \* Conditions apply, see page 26.



# Thump Style Balustrade

**Average price for 10m balustrade, not including handrail: \$9000 - \$12000**

Thump Balustrades are our most premier style of Balustrade, and also one of the most popular- as the finished look is simply stunning!


Designed and developed in Brisbane by Thump Systems, these Balustrades offer a minimalist look that will compliment any balcony or outdoor setting.

You can learn more about thump Balustrades by calling us on

**1300 769 993**

Alternatively, visit Thump Systems website:  
[www.thumpsystems.com.au](http://www.thumpsystems.com.au)





# Balustrade Handrails

**Average cost for 10m \$1100 - \$2000**

Above is just a small selection of the choices of balustrade styles available to our customers, if you are looking to a particular style, please call us at 1300 769 993 to discuss your project.

We have Victoria's largest range of handrail solutions, including:

- Stainless steel capping
- Architectural stainless steel off stand handrails
- Timber handrails





# Privacy and Onlooking Screens

**Average cost for 10m \$7000 - \$12000**

Due to overlooking compliances, if your balcony is looking overlooking a backyard- you are required by law to have a privacy screen.

## **Advantages:**

- Range of glass options, including: frameless, fully framed, frosted, patterned glass & filmed glass.
- Glass screens do not detract from the balcony space as timber and other materials will.
- Glass will not affect the amount of light coming into the residence.

**Keep the neighbours happy  
and protect your own  
privacy.**

**Call us to discuss privacy  
screen options:  
1300 769 993**





# Splashbacks

Average price from \$330 m2 - \$500m2

Looking for an alternative to tiles in your home? Well, Splashbacks are the tile KILLER.

Our glass Splashbacks can be used to match the decor of your home in areas where tiles have been traditionally used such as kitchens, laundries and bathrooms.



Why are these things flying off the shelves? Well, heres a couple reasons:

- **Convenience:** No more cleaning the grout between the tiles. Just wipe it down once and your done!
- **Range of options:** The range of colours and patterns available is literally limitless.





# Pool Walls and Windows

**Prices vary- consult a qualified engineer for your project**

Do you want your new pool to make a statement? Then consider installing a Pool Wall. If you are considering a pool wall in your new pool, you will need to have a qualified engineer draw up the plans, and then provide them to us, and we will take care of the rest! If you have some specific questions about pool walls and windows, please call us on 1300 769 993.

“When it comes to glass & acrylic pool wall supply and installation, Frameless Impressions are the go-to experts in Melbourne.”

**Steve Taylor - Cos Design**





# Frameless Glass Doors

## Stacking Partition System

Create two spaces from one with our top-hung stacking partition system. This system allows a seamless flow between the indoor and outdoors,. You can also consider frosted glass to retain privacy.

**For a quote on stacking glass door systems, please contact us on:  
1300 769 993**





# Frameless Glass Doors

## Top Hung Frameless Sliding Door System


All of our glass doors are custom made, meaning an Unlimited range of style and combinations can be used in the design- including sandblasting, frosting, laminating coloured glass and hidden sliders. We also have a large range of handles and other accessories to fit your glass requirements.

### Our Tips:

Glass sliding doors are the perfect way to seamlessly link your outdoor and indoor areas, and are a great addition to the office.

Glass sliding doors are also a great for indoors- consider using them for wardrobe and kitchen internal doors for that a “modern” touch.





# Frameless Glass Doors

## Entrance Doors and Handles

A frameless glass entrance can create huge visual impact whilst maintaining light flow and still being able to incorporate full locking security, whether it be via a key or pad system.

(Far left) Examples of doors feature 12mm of toughened safety glass with a magnetic top catch and floor spring for automatic closing

(Above) Architectural Square Style 600mm Handle





**Untreated Glass**



**Treated Glass**

# Enduroshield

**Reduce cleaning time by up to 90% with Enduroshield**

When it comes to glass there's one universal truth: Glass gets dirty.

So what if you could cut that cleaning time by up to 90%? Then Enduroshield protective glass coating is for you.

## How do I buy?

As licensed applicators of Enduroshield, we offer the option of an Enduroshield protection with all of our glass products. Just give us a call on to get all the details:

1300 769 993





# Mirrors

**Prices Vary- Contact us for a quote.**

Aside from our main product range of pool fencing, shower and balustrades, we also specialise in the mirror installations for the home. There are 4 main types of mirror available: Grey, Bronze, Black and aged.

## Tip from Frameless Impressions:

Mirrors can be a great splashback for the kitchen too. View the website for more images.







# Aged Mirrors

**Prices Vary- Contact us for a quote.**

A unique addition to any home, aged mirrors create a striking antique look and feel that looks brilliant as a feature in any room.

**For more info on aged Mirrors  
contact us on:**

**1300 769 993**



## Meet the Management Team



**LEIGH JACOBS**

Leigh is a friendly, up-beat guy who will listen to your ideas, map them out, and make them a reality, ensuring your instructional design meshes with both your vision and current building codes.



**ALEX KYRIAKOU**

From fielding your phone calls to sifting through sketches and designs with you, Alex is always available to make every stage of your project as worry-free and easy as possible.



**JOE MALLAURINO**

From the first day of installation prep to the last day of finishing touches, Joe will ensure that each and every piece of your backyard design is installed with flawless precision.

So, that's us. From guaranteeing the best quality glass and hardware to the most up-to-date, trained installation professionals, we are here to create backyard master pieces for any homeowner, architect, or builder.

Servicing the majority of the Melbourne metropolitan area including surf coast and peninsula, we promise that although we run with the professionalism and efficiency of a large company, we will always provide the personalised service of a small one. As always, YOU are our #1 priority.

## Lets Talk!

Phone: 1300 769 993

[info@framelessimpressions.com.au](mailto:info@framelessimpressions.com.au)

[www.framelessimpressions.com.au](http://www.framelessimpressions.com.au)

Address: 3/28 Ricketts Road,  
Mount Waverly, VIC 3149

*By appointment only.*

*\*\* This method is susceptible to some movement. Frameless impressions encourage the main contractor to take extra care when preparing the sub straight to minimise potential movement.*

*Frameless Impressions do not offer any engineering advice in relation to concrete structure and composition, this should be sought independently by the customer if any questions exist in this area.*